


Brown Bag Lunch



Mobilität mit Perspektiven



Estimated investment gap in key SDG sectors, 2015-30

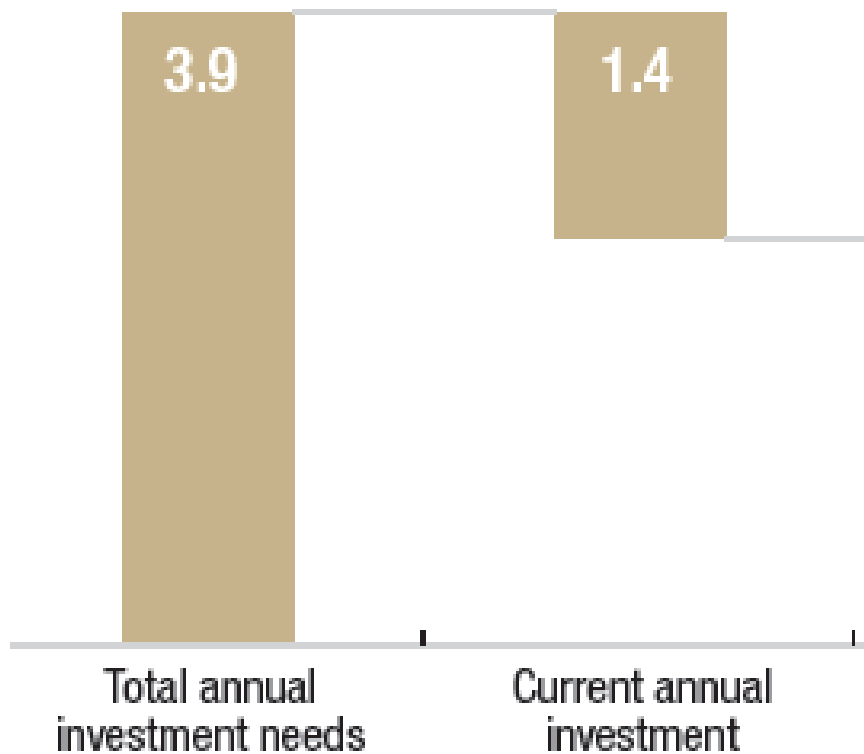
Trillions of USD, annual average



Source: UNCTAD (2014), *World Investment Report 2014: Investing in the SDGs: An Action Plan*, United Nations Conference on Trade and Investment, Geneva, http://unctad.org/en/PublicationsLibrary/wir2014_en.pdf.

Estimated investment gap in key SDG sectors, 2015-30

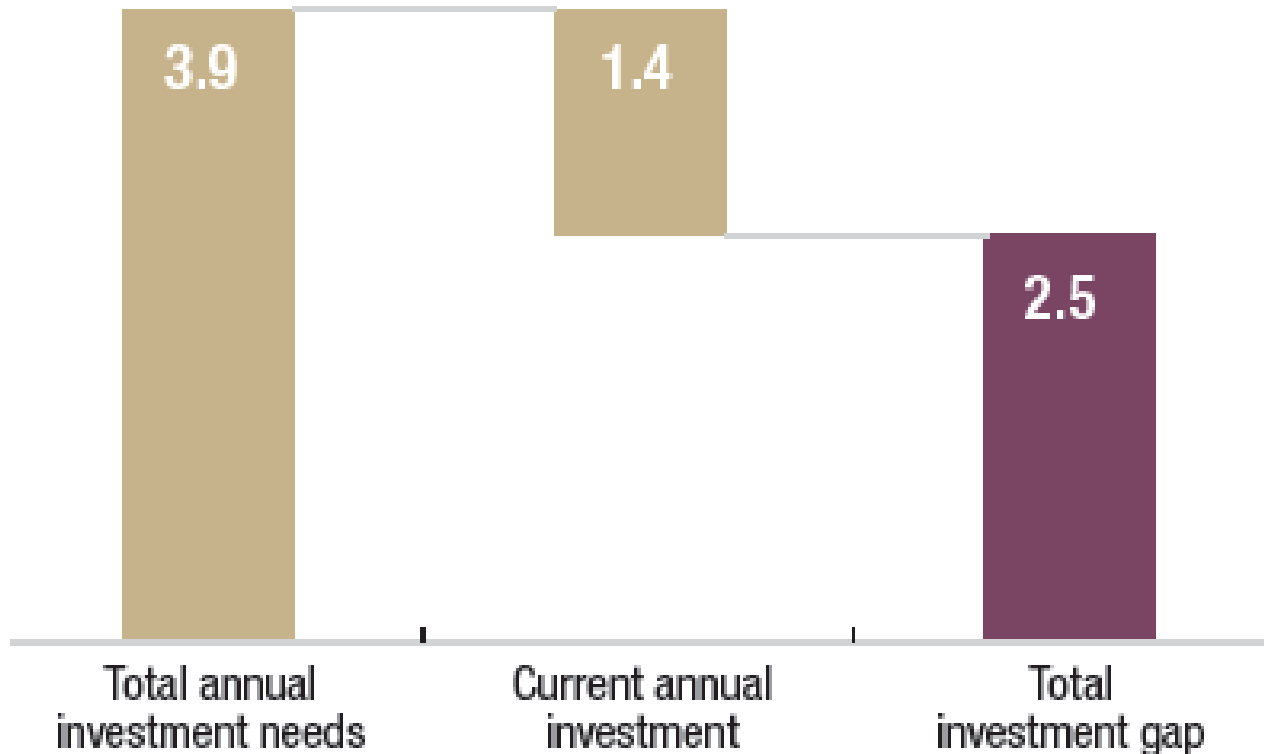
Trillions of USD, annual average



Source: UNCTAD (2014), *World Investment Report 2014: Investing in the SDGs: An Action Plan*, United Nations Conference on Trade and Investment, Geneva, http://unctad.org/en/PublicationsLibrary/wir2014_en.pdf.

Estimated investment gap in key SDG sectors, 2015-30

Trillions of USD, annual average



Source: UNCTAD (2014), *World Investment Report 2014: Investing in the SDGs: An Action Plan*, United Nations Conference on Trade and Investment, Geneva, http://unctad.org/en/PublicationsLibrary/wir2014_en.pdf.

Business is not being asked to deliver the SDGs but they will **not be delivered without business.**

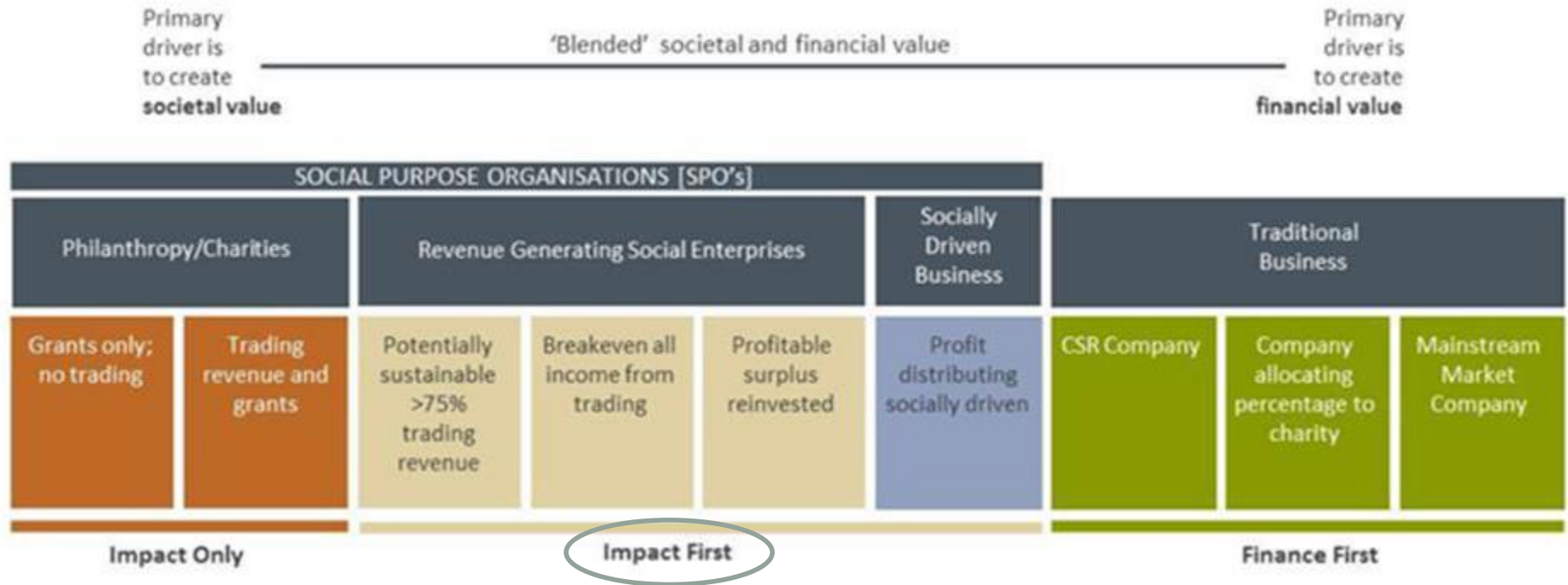


Private Sector Development (PSD)

SDC develops the private sector in partner countries to provide employment and income to the poor and excluded.

One option:

Support of Social Entrepreneurs



Credit and Savings Forum next Wednesday: [Unlocking blended finance for social entrepreneurs and social business.](#)

One example presented today:

velafrica

Mobilität mit Perspektiven